

# LIPOVELA

LIPOLYTIC MESOTHERAPY



10 ml x 10 vials

🕒 LIPOLYSIS FOR BODY

🕒 MAINTAIN ELASTICITY

🕒 SKIN ANTIOXIDANT

# LIPOVELA

LIPOLYTIC MESOTHERAPY

- Phosphatidylcholine (PPC) Purity 100%
- Sodium Deoxycholate Purity 99%
- 5 Vitamins including vitamin
- 5 Growth factors



## Effective & Safe Lipolysis Solution



**LIPOVELA** is a New High Purity Formula PPC Solution. Combined with Sodium Deoxycholate, L-carnitine and Vitamin B12, which further accelerates lipolysis. It promotes the metabolism of fat cells and dissolves fat cells safely and effectively.

**LIPOVELA** has Distinct Differences from the existing contour ampoules. It contains cell growth factors, collagen promotion, and skin antioxidants that help to regenerate skin elasticity and also reduce wrinkles that occur when the fat layer shrinks.



1

### HIGH PURITY PRODUCT

Nanotechnology for High Absorption  
Phosphatidylcholine(PPC) Purity 99%  
Sodium Deoxycholate Purity 99%

2

### LIPOLYSIS ACCELERATOR

Effective ingredients promotes rapid dissolution of fat cells, increases metabolism and also promotes activation of L-Carnitine, Riboflavin(Vitamin B2) Cyanocobalamin(Vitamin B12).

3

### 5 CELL GROWTH FACTORS & ANTIOXIDANT VITAMINS

Contains cell growth factors, collagen promotion, and skin antioxidants that help to prevent wrinkles and maintain skin elasticity in the process of lipolysis. Atelo Collagen, EGF, FGF, IGF, Acetyl Hexapeptide-8,

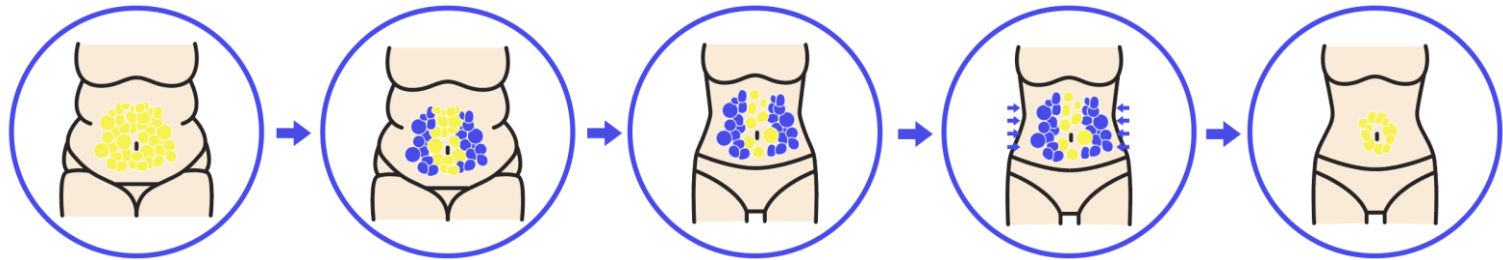


# Main Active Ingredient

## Effective Lipolysis & Accelerator

**Phosphatidylcholine(PPC), Sodium Deoxycholate, L-Carnitine, Riboflavin(Vitamin B2), Cyanocobalamin(Vitamin B12)**

- Sodium Deoxycholate destroys the membrane of fat cells, and Phosphatidylcholine (PPC) penetrates and dissolves fat cells.
- L-Carnitine, Riboflavin(Vitamin B2) and Cyanocobalamin(Vitamin B12) help to further accelerates the breakdown of fat cells.
- L-Carnitine accelerates the dissolution of fat cells and expels the dissolved fat cells out of the body.
- Riboflavin(Vitamin B2) and Cyanocobalamin(Vitamin B12) help to burn fat by activating the energy of fat metabolism, thereby helping to eliminate localized fat.



Accumulated fat cells

LIPOVELA Penetrates into the fat layer

Dissolution process of the fat cells

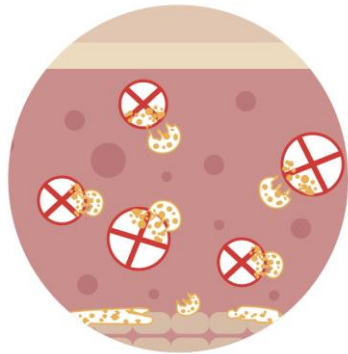
Accelerated process of fat cells dissolution

Natural Excretion of atrophied fat cells

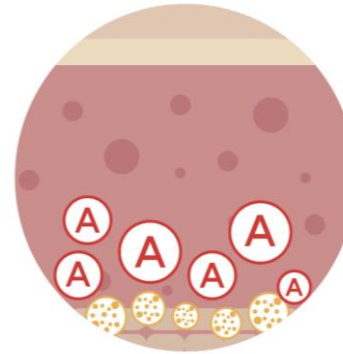
## Main Active Ingredient

Removing Wrinkles during the Lipolysis Process

Dipeptide Diaminobutyroyl Benzylamide (Syn-AKE) Acetyl Hexapeptide-8,  
Nicotinoyl Tripeptide-1, Palmitoyl Pentapeptide-4, Palmitoyl Tetrapeptide-7



**Botox breaks down Neurotransmitters  
Sent from the Neuron to the muscle.**



**Syn-AKE prevents Neurotransmitters  
From being released In the first place.**

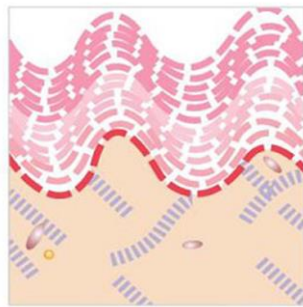
- Dipeptide diaminobutyroyl benzylamide & Acetyl Hexapeptide-8 are a protein components of a vegetable amino acid which is excellent for removing wrinkles and making skin tight.
- It helps reduce wrinkles and suppressing(reducing) formed wrinkles during the lipolysis process.
- It is a non-irritating and non-toxic component. And as a substitution of Botox, you can expect fast absorption safely with less side effects..

## Main Active Ingredient

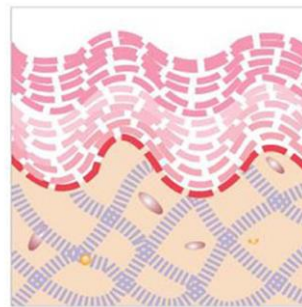
### Collagen & Elastin Regeneration during the Lipolysis Process

**Atelo Collagen, EGF, FGF, IGF (1,000 PPM), Palmitoyl Pentapeptide-4, Palmitoyl Tetrapeptide-7**

EGF(Epidermal Growth Factor), FGF(Fibroblast Growth Factor), IGF(Insulin-like Growth Factor) and Atelo Collagen ingredient accelerates the production of collagen and elastin cells in the skin. Also, it increases production of new cells, collagen, elastin and hyaluronic acid of skin itself, therefore, it improves wrinkles and elasticity by creating beautiful and healthy skin. The new cell formation removes Sediment in the skin, resulting in a fundamental whitening improvement.



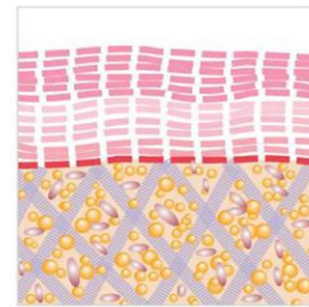
**Aged Skin**



**Building of  
new collagen**



**Cell Growth Factor  
Activation**



**Cell Regeneration**



## Recommended



If you have sagging skin or excessive folds of fat on your abdomen or waist

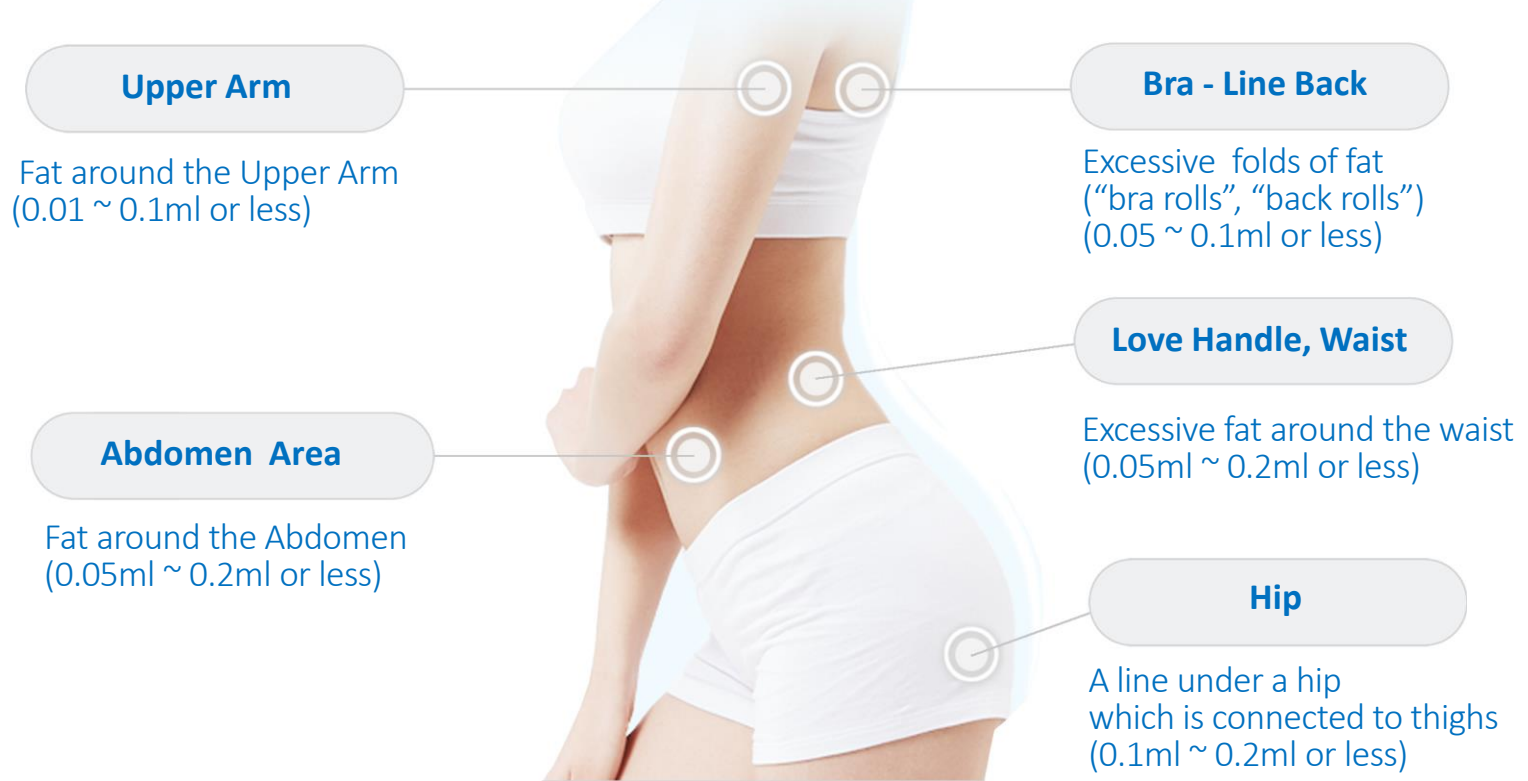
If you have unwanted fat under your armpits or if you have “back rolls” or “bra rolls”

If you are worried about decreased skin elasticity and wrinkles that occur when the fat layer shrinks.

If you want to make your body shape slim and pretty. Also, it’s ideal if you want clothes to look good on you.

## Application Site

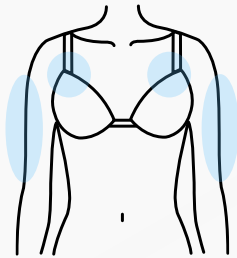
### 1-point recommended usage



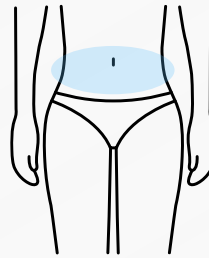
## Application Site

- Shake vials until the deposited particles are mixed well on the bottom.
- In case of abdomen/waist, 0.05~0.2cc requires use points
- at a distance of 1 cm apart from each other on a treatment area into the fat layer.
- By doing so, you should be used a total of PPC up to 1 vials at a treatment
- depending on obesity degree and it's recommended to repeat this treatment
- 1 times in 15 days interval (Once every 15 days).
- This whole process will end up with reduction of 2~3 inches!
- The amount should be adjusted according to the obesity and fat layer thickness.

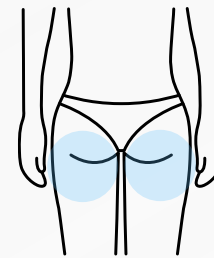
### 1 Point recommended usage



Fat around the Upper Arm  
0.05 ~ 0.1ml or less

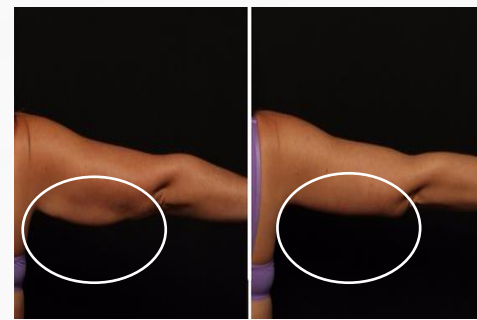
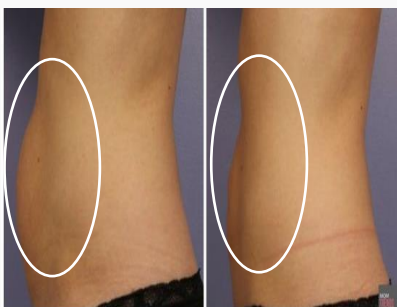
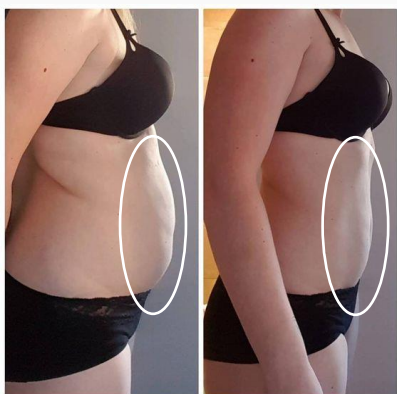


Fat around Abdomen,  
waist (thicker fat layer)  
0.05ml ~ 0.2ml or less



Fat around Hip  
0.1ml ~ 0.2ml or less

## Before After



Before After

Before After

Before After

### Rate of change by test item (%)

Change rate (%) = [(Analysis value after using the product - Analysis value before using the product) / Analysis value before using the product] x 100

#### Skin lipolysis

**17.7%** improvement after 4 weeks



Before use

After use



#### Skin texture

**16.4%** improvement after 4 weeks



Before use

After use



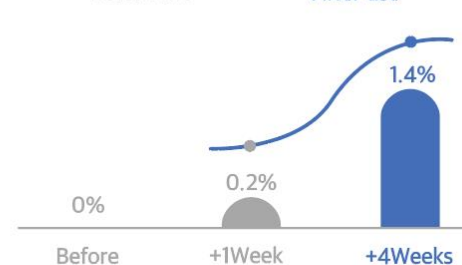
#### Skin elasticity

**1.4%** improvement after 4 weeks



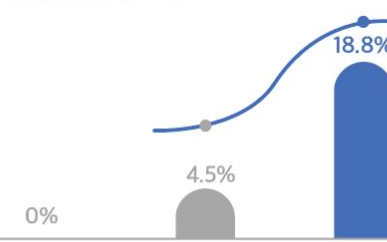
Before use

After use



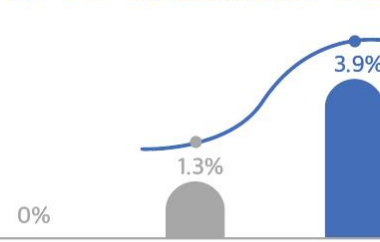
#### Skin moisturizing power

**18.8%** improvement after 4 weeks



#### Wrinkle reduction

**3.9%** improvement after 4 weeks



#### Skin translucency

**2.8%** improvement after 4 weeks





## How to Use & Caution

### Caution

**\*Pain and fever may occur if the product is used into the muscle layer instead of the fat layer. The correct amount of product must be use in the fat layer.**

1. You should give applications subcutaneously in localized fat deposits because PPC solution can dissolve muscles and nerves. Therefore, do not use it on the areas below knees where nerves are densely located.
2. The main component of PPC is extracted from soybeans. Do not use it for patients with soybeans allergy.
3. Do not mix with other solutions.
4. Use a correct dose for the treatment area.
5. Do not mix with other solutions.
6. Avoid irritating skin procedures/treatments or massage the treatment area.
8. Not use on sensitive skin with red spots, itchiness or irritation.
7. Avoid application on the wounded areas and eczema or dermatitis spots.
8. If the product gets into your eyes immediately flush your eyes with water.
9. Be careful not to damage the container. It may cause injuries.
10. It's not suitable for people with atopic dermatitis, dermatitis, heart disease, diabetes, cancer, stroke disease, arteriosclerosis, underlying medical conditions, or pregnant women

### After care

Avoid friction in the treatment area, wearing tight clothes(ex. tight jeans because it may cause blistering or bruising), doing exercises, drinking alcohol and eating high-fat foods. Please adjust your diet, drink over 1~2L of lukewarm water daily after the treatment, take a good rest.

## Storage precautions



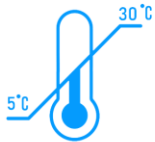
Please keep away from direct sunlight.

---



Keep it in a dark place.

---



Store below 30 degrees Celsius

---



Opened products are refrigerated at 5 to 10 degrees and can be used within 7 days.

# Thank you.

Please contact us for more information about our products.

